

T-Bar Lumo 1195mm x 295mm x 10mm

PANEL



Product Code

MP23



Technical Description

The ultimate efficiency upgrade


- Available in four product variants: 1195mm x 595mm, 595mm x 595mm, 1195mm x 295mm and Micro Prismatic 1195mm x 295mm
- Symmetric beam spread with a beam angle of 115°
- UV stable PMMA light guiding plate prevents dis-colouring over time
- Highly efficient >100lm/W on average
- If you require a customised version of this product, please [contact us](#)

Electrical Specifications

System Power	32W, 40W, 50W
Input Voltage	240V
Control Type	ON/OFF, 0-10V, Phase-Cut, DALI, Casambi
System Efficacy (max.)	106lm/W

Physical Characteristics

Installation Method	Fixed Recessed
Trim Finish	White
IP Rating / IK Rating	IP20

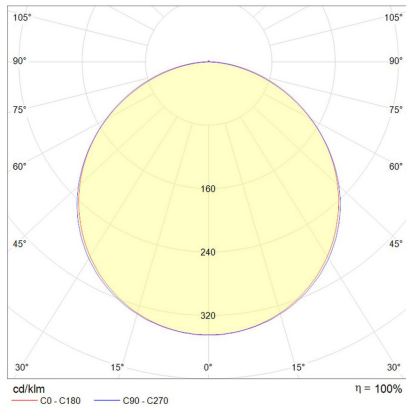


Photometric Info

Luminaire Lumens	3400lm, 4200lm, 5000lm
CRI	CR180
CCT	3000K, 4000K
Beam Angle	115°

Polar Distribution Diagrams



Lumo 115°



T-Bar Lumo 1195mm x 295mm x
10mm

PANEL

Product Accessories

Item	Code	Description
	MAP23PF1	Mondolux Accessories Lumo Panel Fixed Recessed Plaster Frame White 1235mmx335mmx25mm Cut-Out 1225mmx325mm C/W 4x Metal Splicing Connectors + 4x Spring Clips + 4x Screws (Suitable For 1195mm x 295mm x 10mm)
	MAP23SF1	Mondolux Accessories Lumo Panel Surface Mounted Frame White 1200mmx300mmx63mm C/W 4x Metal Splicing Connectors + 4x Screws (Suitable For 1195mm x 295mm x 10mm)